



Find your life in the world's cleanest garage.™

**GARAGE
TEK**®





Admit it. Your garage could use a makeover.

We know you have always wanted a clean garage. You've envisioned the random mess off the floor. Imagine crossing from one side to the other without running an obstacle course, and even parking your car inside the garage again.

A garage makeover has never been easier.

A GarageTek garage simplifies your life and brings more beauty to your home. Best yet, GarageTek handles everything. We design it. We install it. You enjoy it. Our team of garage experts will guide you each step of the way and create your dream garage in 1-2 days.

So, tell us your garage organization needs — big or small. We will deliver on our promise to give you the world's cleanest garage.





The choice is clear.

GarageTek is recognized as the #1 world rated garage organization system by the leading consumer rating magazine, the media, numerous research studies and most importantly, our customers. In recent years, the demand for GarageTek has been spreading around the globe. GarageTek is now on five continents.

GarageTek teams know how to tame clutter in the garage. We look forward to working with your family to add a beautiful, organized and safe room to your home.

Don't wait another day. Choose GarageTek and finally have a garage that is neat and so easy to keep clean.





"GarageTek is the ultimate toy for grown-ups. It gets you excited about something you never thought you'd get excited about...the garage."

— Joon, Howard and Max
Saratoga, CA



"In Florida there are no basements or attics, so we need our garage to hold a lot more than just the car. GarageTek gave us the storage we need and an incredibly clean look and feel to our home."

— Maureen and Ron
Jacksonville, FL



Life with GarageTek

"We love it. This is our second home with GarageTek. It's the only way to make your garage a true part of your home."

— Brian and Molly
Rockville, MD

"We're at the point where our family actually needs GarageTek. I can't imagine the cluttered mess we'd have without it."

— Mike, Elizabeth and Caroline
Chicago, IL

"We love it. It's one of the best investments we've made in our new house."


— Jim, Rosann and Matthew
Blue Mounds, WI

"GarageTek is organized, attractive and smart storage. What else could I ask for in our garage?"

— Andrew, Mindy,
Melissa and Sydney
Jericho, NY



Ask your GarageTek consultant for a list of homeowners in your area that have transformed their garage.



Choose your ideal garage.




It is all about choices with GarageTek. You choose what portion of the garage you want to transform. You decide which layout best meets your lifestyle. You select among the innovative solutions to create a garage that is as unique as your family. Even after the system is installed, you can choose to move items around and make room to store new toys, tools or a new car. Our unique approach to product design gives you a beautiful and useful space that can change as you do.

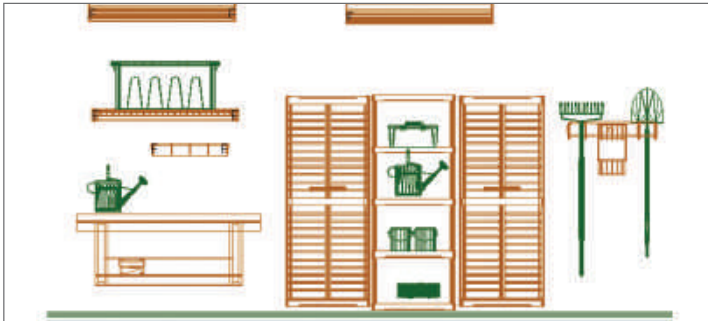

From ceiling to floor

You can decide the exact components to create the system that is perfect for you. Imagine the possibilities as you learn about GarageTek's innovation in every garage product category:

- Cabinets and Shelving
- Workshop Options
- Lifestyle Accessories
- Brackets, Bins and Baskets
- ProTek Floor Tiles
- Lighting and Ceiling Systems

You will see that when you select GarageTek, you have made the right choice. And, the choice of product combinations will fit your life perfectly.





Step 1: We design it.

Our garage design consultant begins by working with you to create a garage that fulfills your needs. We will discuss the combination of GarageTek system components that is just right for your family's lifestyle.

Then, we measure your garage and use our proprietary GarageVision software to design your new garage from ceiling to floor. We will create a functional layout of the room by creating zones that match how you use the garage. For example, a mudroom section can be placed near the entrance to the house while a garden center will be near the exit to the yard. We will make suggestions, such as placing the children's sporting gear away from dad's tools and workbench.

In one visit, you will see a full-color, precise visual rendering of what your garage will look like when it's finished. You will also receive an itemized project estimate. All of this is done with no obligation.



Step 2: We install it.

It may be hard to imagine the total room transformation that takes place in 1-2 days. But rest assured you will benefit from GarageTek's industry-leading experience and commitment to craftsmanship.

We start with the walls, move to the ceiling and then the floor. You may choose to renovate one or two walls or the entire garage. Whatever you need, we have the solution.

Ready to help you in any way

Often garages have been neglected and there are various challenges that need to be addressed before GarageTek can begin to work. Together, we overcome the obstacles keeping you from having the garage you always wanted. During the installation process, we will work with you to get everything out of the garage and pared down to what you want.

Discuss with your representative the Service Programs offered to support any specialized needs. The GarageTek team and other professional partners will provide the help needed to make your garage transformation an easy and quick process.





Step 3: You enjoy it.

Now comes the easy part, enjoying your new garage. We have the ultimate confidence that you will say what all of our customers do — “why didn’t we do this sooner?” Then like GarageTek owners around the world, you will tell family and friends that they should add a system to their home.

Even after the initial thrill of the transformation, you will feel the ongoing relief of easily finding the kid’s toys, tools, sports gear — anything. Now there is a place for everything and everything is in its place. Over time, the system will change as your life changes. All items, from workbenches and cabinets to shelves and racks, can be rearranged at any time.

Most of all, you will appreciate the value GarageTek adds to your home. And if you should move, you can take the accessories with you. Once you own a GarageTek garage, you will never again have a home without it.

We are always here to help you get optimal use of the garage. Visit our web site, call or stop by your local showroom to get any additional accessories you may need.





Cabinets, Shelves & Workshops

The cabinet and shelving components available from GarageTek are unparalleled in the industry from both a diversity and flexibility perspective. Your garage expert will help you select an assortment of products that enable you to:

- Balance the need between locked storage and accessibility
- Appreciate the convenience of in-cabinet accessory options
- Optimize the storage potential with various shelving styles and lengths
- Match your storage needs with rated weight capacities of each component

Every garage needs some type of work surface. Whether you want to plant flowers or clean your golf clubs, GarageTek offers the most versatile options.

- Enjoy the long-lasting durability and beauty of solid butcher-block tops
- Save space when the folding table is not in use
- Complete your work space with unique tool storage options

Cabinets, Shelving & Workshop Options



Full-Size Cabinet

GT1006

27.25"W x 17"D x 68.25"H
Load Rated at 225 lbs.

Includes three shelves and one door bin.



Mid-Size Cabinet

GT1005A

27.25"W x 17"D x 36.5" H
Load Rated at 150 lbs.

Includes two shelves and one door bin.



Extra Shelves

GT1007

27"W x 15"D x 1"H



Shelf Liners

GT1009

27"W x 15"D



48" Storage Shelf

GT7005

48"W x 15"D x 3.75"H
Load Rated at 80 lbs.



Shoe Rack

GT7006

22.5"W x 13.5"D x 3"H
Load Rated at 20 lbs.



24" Shelf with Hanger Bar

GT70005A

24"W x 15"D x 1.5"H
Load Rated at 40 lbs.



Heavy Duty Shelf

GT7003

30"W x 15"D x 15.5"H
Load Rated at 200 lbs.

Also can be used as a bench.

See page 12.

Cabinets, Shelving & Workshop Options



Folding Hobby Table

GT1302 - Wood Top

48"W x 24"D x 32" to 36"H
Load Rated at 100 lbs.



Tip-Out Bins

Small GT3002

23.625"W x 2.5"D x 3.125"H
Load Rated at 5 lbs.

Medium GT3003

23.625"W x 3.625"D x 4.5"H
Load Rated at 10 lbs.

Large GT3004

23.625"W x 5.25"D x 6.5"H
Load Rated at 10 lbs.



18-Piece Heavy Duty Hook Pack

GT3001

Single: 2"W x 7"D x 3.5"H

Load Rated at 10 lbs.

Double: 3"W x 4.75"D x 3.5"H

Load Rated at 15 lbs.

Includes 9 single and 9 double hooks.



Paper Towel Holder

GT4015

12.375"W x 3.75"D x 3"H



Multi-Purpose Tool Rack

GT2020

28"W x 4.5"D x 9"H

Load Rated 15 lbs.





Lifestyle Accessories

Innovation and specially engineered products are the cornerstones of GarageTek. That is most clearly seen in the breadth of unique components created to help you organize everything in the garage. During your complimentary design consultation, consider how you can use our myriad of lifestyle accessories to:

- Create a totally coordinated garage system with matching accessories
- Benefit from the sturdiness of a full-length bracket and rated load capacities
- Combine all your gear on specific storage centers
- Store countless small and individual items in the varied baskets, bins and brackets

Lifestyle Accessories




Golf Activity Center

GT2011
27"W x 15"D x 40"H
Load Rated at 50 lbs.



Large Basket

GT2018
28"W x 12"D x 12"H
Load Rated at 30 lbs.



Coat Rack

GT4012
24.5"W x 4.5"D x 3.75"H
Load Rated at 60 lbs.



Long Handled Tool Holder

GT4008A
24"W x 3.25"D x
3.5"H
Load Rated at 35



Horizontal Bike Rack

GT2005
28"W x 16"D x 12"H
Load Rated at 40 lbs.



Hang-All Bracket

GT4006
12"W x 11"D x 6"H
Load Rated at 40 lbs.



Giant Hang-All Bracket

GT4010
9"W x 28"D x 13.5"H
Load Rated at 40 lbs.



In-Line Tool Holder

GT4013
3.375"W x 11.25"D x 9"H
Load Rated at 30 lbs.



Ceiling Storage & Lighting Options

There is additional storage space in your garage right above your head on the ceiling. Store those rarely used or seasonal items up, up, up and away. The industrial-grade shelves mount directly into the joists of your ceiling.

Garages are notoriously poorly lit and therefore under utilized and unsafe. However, there are simple ways to create a clean, safe garage. Your GarageTek expert will work with you to make your garage bright, safe and pleasant where your family can:

- Enhance lighting in entryways and work areas
- Enjoy the convenience of a one-switch system and direct outlet plug



4' x 4' Overhead Storage Rack

GT7008A

48"W x 48"D x 22-44"H
Load Rated at 300 lbs.



4' x 6' Overhead Storage Rack

GT7009A

48"W x 72"D x 22-44"H
Load Rated at 550 lbs.



4' x 8' Overhead Storage Rack

GT700010A

48"W x 96"D x 22-44"H
Load Rated at 650 lbs.



Lighting Units

GT8500

48"W x 4.5"D x 4.5"H





ProTek Floor Tiles

GarageTek has created a versatile and superior tile system for garage flooring. The specially engineered plastic tile uses a six-point interlock system for increased strength and durability. These tiles are slip resistant and stain resistant, making your garage floor safe and easy to clean. It floats above the floor for airflow to prevent mildew and trapping of water.

- Cover stained concrete with patented tiles
- Rely upon the only six-point interlock system for unmatched strength
- Trust the advanced engineering for superior safety and cleanliness

ProTek Floor Tiles




Stripe Border (Granite & Titanium Trim)



Checkered Border (Granite & Titanium checks)




Stripe Border (Titanium with Granite Trim)



Racing Stripes (Granite & Titanium)



Granite
GT8005-GR - 12"






Titanium
GT8005-DG - 12"



Black
special order
GT8005-BK - 12"



Putty
special order
GT8005-PT - 12"



GarageTek World Headquarters:
 206 Bethpage Sweet Hollow Road • Old Bethpage, NY 11804
 866.664.2724 • www.garagetek.com

